

1

## The Villages Air Gun Club

### Members Guide for Information and Rules

As of March 12, 2024

Introduction: Member will review this Guide for Information and Rules found on The Villages Air Gun Club web site. The web site will always have the most current copy of the Members Guide for Information and Rules. This copy can be downloaded and printed for the members use.

The Villages Air Gun Club was established to promote the sport of .177 caliber bull's eye marksmanship competition, using pistol and rifle at Olympic 10 meter distances.

#### Section 1:

All club members must be residents of THE VILLAGES, FLORIDA.

The rules of the Range will be published on the website. The safe operation of the AIR GUN RANGE is the responsibility of each and every member of the club. Every member and non-member is required to understand and follow the rules of the range or you will be asked to leave. Members of the Villages Air Gun Club will have a signed waiver of THE VILLAGES on file.

THE VILLAGES defines a year from January 1 to December 31

The Villages Air Gun Club will have the following officers: Changed January 1, 2023.

COMMISSIONER

VICE COMMISSIONER NORTH

VICE COMMISSIONER CENTRAL

VICE COMMISSIONER SOUTH

TREASURER

SECRETARY

Elections for COMMISSIONER, VICE COMMISSIONERS, TREASURER, and SECRETARY will be held once a year during the December meeting. If no Vice Commissioners are elected at this meeting, the Commissioner can appoint the Vice Commissioners, when needed as a temporary position, until he/she can be voted in at a club meeting.

Section 2: Revised June 12, 2023.

Members must complete a minimum of 20 matches in one discipline to be eligible for personal awards in that discipline. A member and their guest may attend the annual awards banquet at no cost to the member, providing the member has shot at least 20 completed matches in at least one discipline during the year or paid \$60 for competitions for the year. All members are encouraged to attend but will be charged the cost of the meal(s) if they have not met any of the requirements above.

Any member (full time or part time) can, and are encouraged to, shoot makeup matches at any of the regular scheduled competitions (Monday / Tuesday at Soaring Eagle, Wednesday at Sugar Cane and Thursday / Friday at Rio Grande) in order to achieve the minimum required matches for personal awards.

It may be necessary to conduct a general club meeting from time to time to review club policies, upcoming events and to share ideas of members. At a quarterly meeting (March, June, September and December (if possible)). Any recommended changes to the laws/rules will be submitted to the secretary 2 weeks prior to a meeting to give the board time to review.

Membership Dues and Competition Season: Revised Jan 1, 2023

Dues will be \$15.00. The duration of the shooting season shall be 40 consecutive weeks. The season will begin at the Sugar Cane Range on the first Wednesday after the 4th of July. The season will begin on Wednesday at Sugar Cane and Thursday at Rio Grande. The season at Soaring Eagle Range will begin on the first Monday after the season begins at Sugar Cane Range. All Ranges will hold weekly matches (Wednesday at Sugar Cane, Thursday/Friday at Rio Grande and Monday/Tuesday at Soaring Eagle). If a match is cancelled due to inclement weather etc..., the weekly match is still counted and the members can do a makeup shoot at one of the three ranges during the season.

Inclement Weather: Revised January 22, 2019.

Matches will be cancelled when the forecasted temperature for the 9am or 10am match on shooting days is 49 degrees or lower (one or both hours of competition could be cancelled depending on forecast). Email notification will be sent to the membership the evening prior, providing them with advanced notice of the cancellation due to the forecasted inclement weather. Any additional cancellations / interruptions of matches due to rain, thunderstorm, or excessive winds will be made at the range by the Range Marshal. (June 12, 2023) On a case by

case bases, the Range Marshal can make the decision to delay the start of competitions past 10 AM if necessary.

#### Competition:

Any safe functioning .177 cal. Rifle or Pistol maybe used, providing the velocity does not exceed 1,200 fps (feet per Second). The use of CO2, compressed Air or Spring powered equipment is allowed.

Plastic Breach Flags: Added June 27, 2017 Air Gun Club Meeting.

**ALL** shooters at all ranges must use plastic breach flags in their rifles/pistols when on the shooting line. Plastic breach flags can be purchased or a piece of heavy plastic weed eater string maybe used in place of a plastic breach flag.

#### Safety Glasses:

**ALL** shooters are required to wear Safety Glasses (polycarbonate material) when shooting at the air gun ranges in The Villages.

Common Courtesies: Added July 12, 2016 Air Gun Club Meeting.

There is to be no setting up or breaking down during competition shoots. Practice is allowed during completion at the discretion of the Range Marshal. If a competitive match is to be shot and you are not a competitor or practicing, then move away from the shooting line. Loud talking or heckling is not permitted during a competition match. If you must talk, move away from the shooting line.

#### Pellets:

Only .177 flat faced/nose or "wadcutter" pellets are to be used on The Villages Air Gun Ranges. No BBs or pointed or round nosed pellets are to be used at The Villages Air Gun Ranges. Soft lead pellets only. Wadcutters are pellets with a flat head that are designed to make a clean round hole in a paper target to aid scoring. For the target shooter, wadcutter pellets are a preferred choice, especially when shooting at closer distances such as 10 or 20 yards. All the major pellet manufacturers make one or more pellets weights of this style.

#### Aiming Optics & Sights:

Red / Green dot: The use of an electronic "red / green dot" aiming device is permitted providing there is no magnification of the target. The red / green dot scope can be used on pistol or rifle and should be securely attached to the air gun.

Eagle Eye: Added April 12, 2016 Air Gun Club Meeting.

These are attached to the Match Diopter Front Sight. The Eagle Eye Lens cannot be attached or part of the Match Diopter Rear Sight. Only the .3 and .5 lens can be used in club competition, attached to the front sight.

Rear Sight Irises: Added June 26, 2018

Rear sight irises with a maximum magnification of 1.5 are permissible providing there is no use of Eagle Eye lens in front sight of the gun. Rear sight irises with light filters and/or polarized filters are permissible regardless of any approved magnification being used or not.

If there is any doubt about your equipment please have it checked before you shoot.

Spotting scopes and binoculars are permitted to facilitate viewing of pellet holes in the target from the line.

Classifications: Revised June 12, 2023

Every member, who begins the shooting season and every season thereafter, will be an unclassified competitor. Upon completion of 5 individual matches each member will be assigned a classification bracket posted below. Reclassifications will occur after every 5 additional completed matches by individuals.

Example: After 5 complete individual matches you will have a classification. Once you have participated in 10 matches your average will be recalculated for classification. This reclassification will be made after every 5 completed matches. It will always be possible for you to improve your average to advance upward into a higher classification during the long 40 match season. Members will not be permitted to retreat to a lower classification during the shooting season regardless of your average, upward movement only regardless of average after your first 5 posted scores and initial classification.

**OFFHAND PISTOL:**

High Master: 180 - 200  
Master: 170 – 179.99  
Expert: 165 – 169.99  
Sharpshooter: 160 – 164.99  
Marksman: 150 – 159.99  
Shootist: 0 – 149.99

**OFFHAND RIFLE:**

High Master: 190 – 200  
Master: 180 – 189.99  
Expert: 175 -179.99  
Sharpshooter: 170 – 174.99  
Marksman: 160 – 169.99  
Shootist: 0 – 159.99

**BENCH REST PISTOL:**

High Master: 189 – 200  
Master: 185 – 188.99  
Expert: 175 – 184.99  
Sharpshooter: 160 – 174.99  
Marksman: 150 – 159.99  
Shootist: 0 – 149.99

**BENCH REST RIFLE:**

High Master: 197 - 200  
Master: 194 - 196.99  
Expert: 192 - 193.99  
Sharpshooter: 185 - 191.99  
Marksman: 174 – 184.99  
Shootist: 0 - 173.99

NOTE: Revised June 26, 2018

A member's average will be calculated by taking year to date points divided by the number of matches. Example: A member has 4150 year to date points from 23 matches (4150 divided by 23) is a 180.43 average.

MEDALS AND AWARDS: 1st Gold, 2nd Silver, 3rd Bronze

**OFFHAND PISTOL and OFFHAND RIFLE:**

High Master: 1st, 2nd, 3rd  
Master: 1st, 2nd, 3rd  
Expert: 1st, 2nd, 3rd  
Sharpshooter: 1st, 2nd, 3rd  
Marksman: 1st, 2nd, 3rd  
Shootist: 1st, 2nd, 3<sup>rd</sup>

**BENCH REST PISTOL and BENCH REST RIFLE:**

High Master: 1st, 2nd, 3rd  
Master: 1st, 2nd, 3rd  
Expert: 1st, 2nd, 3rd  
Sharpshooter: 1st, 2nd, 3rd  
Marksman: 1st, 2nd, 3rd  
Shootist: 1st, 2nd, 3rd

At the conclusion of the 40 week shooting season, at an awards banquet (normally the third or fourth Tuesday in April) an awarding of all medals will take place. An award of TOP GUN trophy will be presented to one male and female member (Revised April 2022) who has achieved a combined average of both pistol and rifle that is highest of all competitors during the shooting season.


Example: Final Pistol average plus Final Rifle average = combined average.

Offhand TOP GUN, Gold Medal and name engraved on Club Top Gun Trophy

Bench Rest TOP GUN, Gold Medal and name engraved on Club Top Gun Trophy

All members are expected to shoot the best they can at all times.

Targets:



AR-10 Meter



B-40 /4

The Villages Air Gun Club uses the approved NRA 10 Meter targets for both pistol and rifle. In offhand pistol and rifle, B-40 Target with 4 bull's eyes, 5 shots per bull, 20 shots total for score. In bench rest rifle and pistol, NAR-10 Target with 10 bull's eyes on perimeter, 1 shot per bull, 20 shots for score.

Match: June 27, 2017 Air Gun Club Meeting.

**Offhand Pistol:** Revised June 26, 2018

Competition will be a 20 shot match fired in two strings of 10 shots each, 10 minutes for each string. There will be a total of 5 shots in each of the 4 Bulls Eyes for score. Competition will be, standing either one handed or two handed pistol shooting.

**Offhand Pistol Shooting Position:**

Means holding and shooting a pistol while standing without any support other than an arm or arms fully extended.

Two Handed Grip:

Two handed grip means that both hands will remain in contact with each other during shooting, either on the stock of the pistol or resting in the palm of the supporting hand. Any variations of the two handed grip will be acceptable if both hands remain in contact.

Example: Interlocking of fingers etc. Extending arms forward means having both arms fully extended with both elbows locked in place during shooting. The intent of this rule is to prevent a shooter from bridging his or her body with their arms. Any deviation from the accepted positions will result in a non-scoreable match target.

\*\*\*\*\* (See illustration below of accepted two handed match pistol positions) \*\*\*\*\*



Two handed grip, supporting hand in contact, arms extended elbows

Two handed grip, fingers interlocked, arms extended elbows

Two handed grip showing arms fully extended with elbows

\*\*\* ( See illustration below of positions that are NOT acceptable two handed match pistol positions) \*\*\*



Arms not extended, hands apart bridging body with arms.

Arms not extended, bridging body with arms.

Only one arm extended hands apart.

With this illustration we are not telling anyone they cannot shoot using an improper or non-authorized or accepted position. If you do not comply with accepted or approved shooting positions your target can not be scored for competition.

Offhand Rifle: Revised July 14, 2020

Offhand rifle competition will be a 20 shot match fired in two strings of 10 shots each, 10 minutes for each string. There will be a total of 5 shots in each of the 4 Bulls Eyes for score using the Pistol (B-40 NRA Target). It is the shooters responsibility to follow the Range Officers commands without question. Standing offhand Rifle Shooting means that the shooter will stand unsupported and support his/her rifle using only arms, hands and shoulder for support.



Proper Offhand Rifle position.

Leaning into shooting bench creating artificial support, not acceptable.

Using artificial brace (wood) for support, not acceptable.

A properly used rifle strap is permissible.

Scoring: Every pellet hole in a target will count for score. Value of hits will be determined using the "inward scoring method." The value of the three shots below is, 10, 9 and 8 for pistol. The Value of the rifle shot hole (bottom right) is 8. A shot hole needs only touch the white ring of the next higher scoring value. Another way to say that is, if the shot hole is tangent or next to the white ring the next higher value will be granted, it just needs to touch the white ring. A score of 10 must touch the inner dot.

### Pistol Rifle

Scoring notes: Revised October 23rd, 2018.

It is the responsibility of the competitor to notify the Range Marshal before turning in their target, to claim an excessive or under number of required number of hits in competition.

Target Identification: Added July 9th, 2019 All targets must have name, date, match number or makeup, and discipline (Off Hand Rifle - OHR, Off Hand Pistol - OHP, Bench Rest Pistol - BRP and Bench Rest Rifle - BRR).

Uncompleted Match Targets: Added January 14, 2020

All targets purchased for a match must be turned into Range Marshal for scoring on the day they are purchased. Any equipment malfunction, and/or medical issues experienced by the shooter shall be brought to the Range Marshal's attention. Equipment malfunctions must be confirmed by the Range Marshal at the conclusion of the match it occurred. Medical issues and



equipment malfunctions will be noted on the target by the shooter and initialed by the Range Marshal for final disposition of the scoring team. **Outside interference (i.e.: noise, talking, barking, mowing, etc.) are to be considered normal environmental noises. Either the shooter decides not to shoot prior to the start of the match, or accepts the “noise” as a condition of the shoot.** However, ALL targets purchased for that days shoot; weather fully or partially shot, MUST BE TURNED IN FOR SCORING.

Off Hand Pistol and Off Hand Rifle: Revised July 14, 2020

There should be 5 hits in each of the 4 bulls on the B-40 Target. When scoring a target with a total of 21 or more shots, where one or more bulls has 6 shots or more; the highest scored bulls will receive a zero for each extra shot over the required 20 shots.

If you have fired 5 shots on each bull but there appears to be only 4 or less on one or more bull, you must notify the Range Marshal before turning in your target that the required numbers of shots were fired on that target. The Range Marshal shall note the competitors claim and must initial such claim. Only targets initialed by the Range Marshal will be scrutinized by scorers for the missing shot or shots. If the claimed target is not initialed by the Range Marshal then the scorers will not look for additional shots and the missing shots will be counted as zero (0)

Bench Rest Rifle, Bench Rest Pistol: These competitions utilize an AR-10 target that requires 1 shot in each of the 10 bulls on the perimeter of the target. The AR-10 Target has 2 bulls in the center surrounded by an oval (commonly referred to as the “Race Track”) for practice prior to competition. If during practice hit(s) are outside of the “Race Track”, those must be brought to the Range Marshal’s attention and must be initialed by the Range Marshal prior to the competition starting. If the target is not initialed by the Range Marshal then the scorers will count all shot(s) outside the “Race Track”:

- (i) When scoring a target with a total of 10 shots on it where one of the bulls has 2 shots in it, one of the bulls has no shot in it, and the rest of the target has the required number of shots; the score will be zero for the unshot bull and the lowest score of the double shot bull.
- (ii) When scoring a target with a total of 11 or more shots on it where all bulls have 1 shot and one or more bulls has 2 shots or more; "The score will be the lowest score on the multiple shot bulls, and the highest scored bulls will receive a Zero for each extra shot over the required 10 shots

Crossfire Hits: In cases of crossfire, which is excess hit(s) on your target that were not made by you, you must notify the Range Marshal of the situation before turning in your target, to allow the Range Marshal to resolve the problem. The Range Marshal shall note his decision on the target and must initial the decision. Only targets initiated by the Range Master will be

scrutinized by the scorers for the crossfire or additional hits. If the claimed target is not initialed by the Range Master or if no resolution was reached, and it cannot be determined where the excess shots came from, then the target will be scored accordingly as having excess hits. If a shooter accidentally fires a shot into another competitor's target (crossfire), that competitor will be penalized 10 points. The shooter with the extra shot will have the ten highest values scored and the lowest valued shot excluded.

Scoring Challenge of Scored Target: Added July 9th, 2019


It is the shooter's responsibility to inspect their target for accuracy after it has been scored. The scored targets will be available at the range allowing the shooter to retrieve and inspect, for a period of three weeks after the date of being scored. Any targets that have not been retrieved in this time frame will be discarded. During inspection at the range; if a shooter believes a scoring discrepancy exist, the shooter may challenge a score on their competition target. The shooter must submit a description of the perceived discrepancy (to be written on their target in question, along with a contact phone number for clarification if needed). The target in question must be turned in to the Range Officer who will then place into the bag for review at the next scoring meeting. The target will be rechecked and score amended if necessary. Once the target has left the range or scoring location, no challenge to the score can be made.

Scoring Decision: All targets having a claim initialized by the Range Marshal shall be scrutinized by a 3 person panel consisting of the 3 most experienced scorers present at that day's scoring session. The majority decision of the 3 person panel shall be final.

Match Bench Rest Shooting:

The rifle portion of the match will be as follows

1. Shooters will have 3 minutes to check the sighting of the air gun, or warm up, by shooting at the (2) center bull's eye targets in the oval circle (known as the Race Track and not scored).
2. The Range Marshal calls for a cold range and goes down range to check all AR-10 targets for hits outside the race track.
3. Shooters will shoot one shot into each of 10 bull's eye targets around the outside edge of the AR-10 Target for a total of 10 shots in 10 minutes. When the Range Marshal calls for a cold range and gives the instruction to, the shooter will post his second clean AR-10 target and repeats step three.



AR-10 Target.

Bench Rest position: Revised March 12, 2024

Bench Rest shooters may assume any body position during match shooting. Examples: Sitting, kneeling, crouching or leaning on the bench (firing line) is acceptable. The rifle or pistol can only be supported on one single point at the front by any commercially available shooting rest. The rear of the pistol or rifle must not be supported by a solid rest. The rear of the pistol or rifle must be supported by a portion of the shooters body (arm, hand, fingers, etc.). A pillow or standard bag may be used under the hand or arm. The front area of pistol or rifle may only make contact on the resting point of the stand (the “front area” shall only be bottom surface of either the forestock, the barrel, or the PCP cylinder and the “resting point” shall only be the top surface of the resting area), the resting area shall not exceed 7 inches wide / 6 inches deep. The use of clamps or lock down systems to prevent the rifle or pistol from free floating in the rest pocket is not allowed in this competition. The shooter must not use any portion of the rest as part of the shooting stance and must not make contact with the rest in any fashion when touching the trigger. The use of a shooting glove or mitt is permissible.



Two examples of a single (hard) point rest.

AIR GUN CLUB APPROVED BENCH REST EQUIPMENT:

ONE POINT REST: Revised January 14th, 2020

Any single point rest that is commercially available. Gun must be free floating. Definition of free floating: The gun must be able to move freely fore and aft (no component of the gun or the rest shall limit fore and aft movement when shooter is touching the trigger, only the shooter's grip shall limit fore and aft movement of the gun), the gun must be able to be lifted from the rest without resistance, requiring no twisting, no rocking, and no loosening of knobs to remove the gun. The only thing that holds the gun in the rest shall be gravity. Any

attachment added to the area of the gun that comes in contact with the rest can be up to  $\frac{1}{2}$ " wider than the area of the gun it is attached to (that is  $\frac{1}{4}$ " wider each side of the gun maximum).

MISCELANIOUS ITEMS ALLOWED ON THE BENCH: Revised June 11, 2024

Gun, pellets in cans and/or block, timing devices, or other small items.

CARPET OR MAT: Can be of any material, not to exceed one inch thick and must lay flat on the shooting bench.

During a competition, a Pillow or rear bags maybe used under the rear of the stock as long as the hand or arm is between the bag and the stock.



Sitting with one hard point under the stock.



Anybody position will be acceptable.



Kneeling with one hard restin point.



Pistol resting on one hard point supported by hands. Note the different hand positions. Both are acceptable.

(The illustration below demonstrates two unacceptable bench rest positions.)



Pistol being supported by TWO hard points.



Rifle having hard point resting under the barrel.

Note: Revised June 26, 2018

The use of a rifle or pistol commercially available hard rest is intended to offer stability during shooting.

Range Marshal: Revised June 26, 2018

The Range Marshal will be in total charge of the Air Gun Range during match shooting. It is the shooters responsibility to follow the Range Officers commands without question. He/she will oversee the entire operation during organized competition on Monday and Tuesday morning at Soaring Eagle Range or Wednesday 11:00 to 1:00 PM at Sugar Cane or Thursday and Friday morning at Rio Grande Range. He/she will not participate in any other activity while in charge of the range. The following verbal commands are to be used as a guide for when you may be called upon to act as Range

Marshal.

Range Marshall commands are in red.

Match Commands after calling, "THE RANGE IS HOT" (ready and safe to shoot).

"ARE THE SHOOTERS ON THE LINE READY?"

"READY ON THE RIGHT".

"READY ON THE LEFT".

"READY ON THE FIREING LINE".

"YOUR 10 MINUTES WILL BEGIN AFTER THE FIRST SHOT IS FIRED."

The Range Marshal will remain alert and observe the safe handling and loading during shooting. Advise the shooters to step back and away from the firing line when finished. Once all shooters have fired 10 shots and have stepped to the rear the Range Marshal will ask,

"IS THE LINE FINISHED?" (if no additional time is needed shooting is finished?).

"CEASE FIRE, MAKE YOUR EQUIPMENT SAFE."

Once every shooter indicates that they have an unloaded and safe rifle or pistol by placing a chamber flag in their air gun, the Range Marshal will visually inspect each and every rifle and pistol. Bolts open, chambers empty, if satisfied he will announce:

"THE LINE IS NOW CALLED (safe). YOU MAY GO FORWARD TO RETREVE OR CHANGE TARGETS."

There may be times when the Range Marshal has to call a cease fire during shooting. Order shooters to fire one last shot if loaded, then announce,

**"CEASE FIRE, MAKE YOUR EQUIPMENT SAFE AND MOVE AWAY FROM THE LINE."**

The Range Marshal will also address any infraction of the rules of THE VILLAGES AIR GUN CLUB or any careless or unsafe handling of equipment. He will also accept complaints from any member and try to resolve issues. If the Range Marshal's decision is disputed, it may be challenged in writing. On receipt of a request for further review, the Range Marshal will take the complaint to the Club Secretary who will disperse it to the appropriate committee.

Competition Infraction/Challenge: Added April 9, 2019

This is defined as changing, altering or replacing a competition target for the betterment or advancement of one's competition shooting scores. When suspected Competition Infraction/Challenge is found by any club member; it shall be brought to the attention of the Range Marshal on duty that day, or the Head Scorer if the infraction/challenge was discovered during scoring.

That Range Marshal or Head Scorer will collect evidence and/or written statements from witnesses, and will also notify the Commissioner on the day of the infraction/challenge along with providing the Commissioner with the evidence collected. Any targets in question will be held by the Head Scorer, those scores will not be posted and the targets will not be released until authorized by the Commissioner.

The Commissioner and two VAGC Officers of the Commissioner's choice shall review the evidence and either dismisses the Competition Infraction/Challenge or if warranted, the Commissioner will then notify the shooter of the Competition Infraction/Challenge and what evidence has been collected.

The shooter has the right to challenge the evidence and can request that a five member Appeal Committee be formed consisting of the Commissioner, two VAGC Officers of the Commissioner's choice, and two members of the shooter's choice. The Appeal Committee will decide by vote if the shooter was able to prove reasonable doubt by reviewing the evidence provided, statements from witnesses, and testimony given. No member of the Appeal Committee shall serve as a witness to the infraction/ challenge.

Should the shooter be unsuccessful at providing reasonable doubt in the evidence against him or her, the Appeal Committee will assign punishment based on the following guidelines: First offense shall result in all of his or hers scores to date deleted, a 3 month suspension, and up to

8 hours time assigned serving in a volunteer capacity for the club. Second offense shall result in permanent expulsion from the club. If the accused shooter decides to waive his or her right to an Appeal Committee, or is unable to get two members of his or her choice to volunteer for the Appeal Committee; The Commissioner will assign punishment based on the aforementioned guidelines.

DISABILITY REQUIRING DEVIATION FROM RULE: Added April 9, 2019

In the event a member has a physical condition that requires a deviation from any rule; that member can submit a written request to the Secretary of the club asking for a deviation to a rule. The Secretary of the club will forward the request to the Commissioner and the Rules Committee. The Rules Committee will then meet and discuss the request for deviation of the rule(s) in question, and deliver an opinion to the Commissioner. It will then be up to the Commissioner to accept the Rules Committee recommendation, or refer it to a general membership vote at the next scheduled meeting.

Safety:

Safety is everyone's business. It is of paramount importance that we all fully understand and respect the equipment that we use in our sport. Always be alert and aware of what others are doing while at the range.

Use common sense:

Treat every rifle or pistol as if it is loaded until you personally have determined otherwise. Never hesitate to point out careless behavior to strangers. Good safety only happens when everyone cooperates in a respectful manner. Read the guidelines and try to develop a safety routine that in time will become instinctive.

Please, keep in mind that creating a disturbance or distraction to others can be uncomfortable or even dangerous. During match shooting please, keep conversations and movements to a minimum. Observing a match in progress will be tolerated providing the Range Marshal permits entry.

Keep your equipment in good mechanical condition. Come to a match early to allow yourself time to set up your gear.

When finishing your match promptly remove your equipment to allow others who may follow the opportunity to do the same.





Rifle showing open Chamber.



Bolt open, charging handle open




Bolt open charging handle



Bolt open

Some of the examples above show equipment resting, apparently unloaded and safe without empty chamber indicators.



Our website offers a continuous stream of information for our members or others to use.

[www.airgunclub.org](http://www.airgunclub.org)